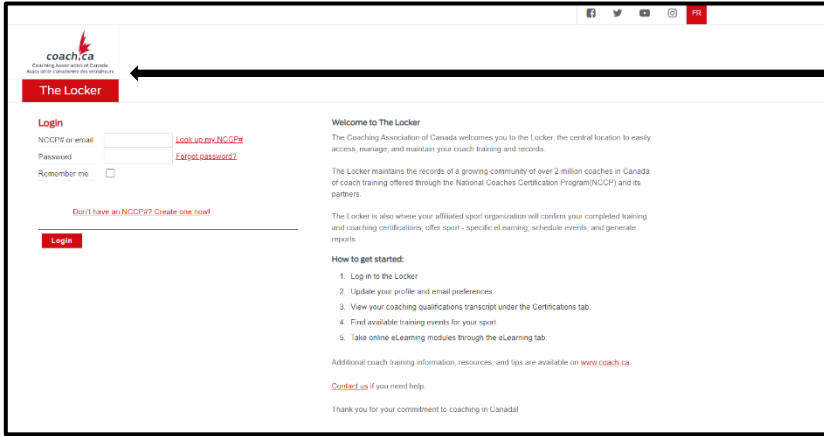




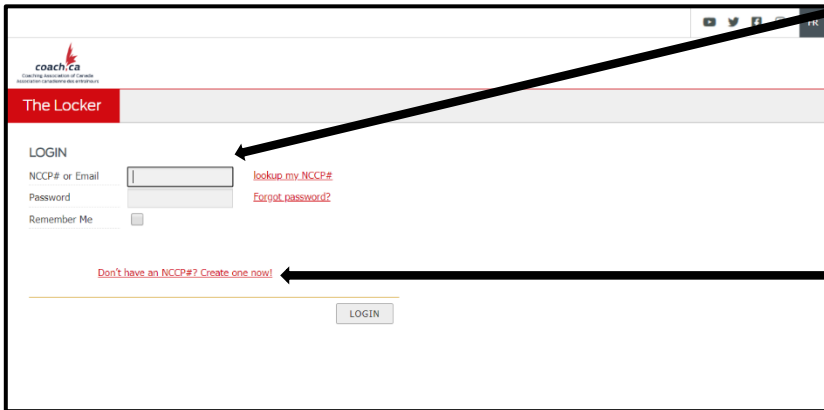
CAC Locker – How to Access



CAC Locker database:

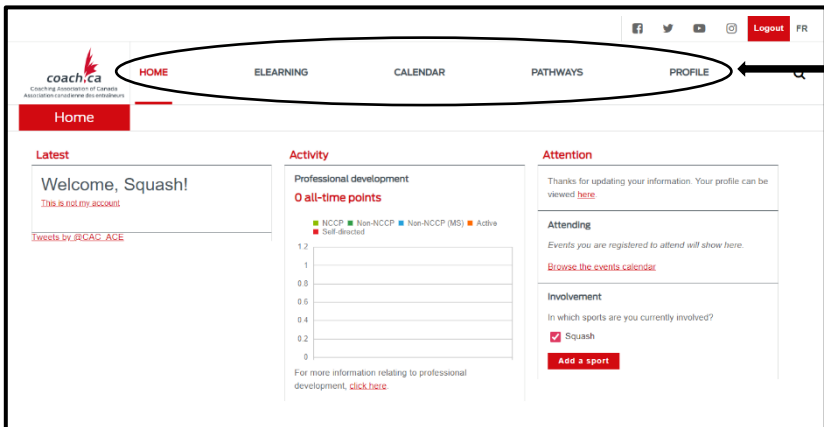
EN: <https://thelocker.coach.ca/>

FR: <https://lecasier.coach.ca/>



Option #1: If you have a NCCP # please access the training by logging into the CAC Locker with the NCCP # & Password (forgot your login info, please use 'lookup NCCP # or Forgot password' OR if needed email info@squash.ca).

Option #2: If you don't have a NCCP # please use 'Don't have an NCCP #? Create one now!' to create account.

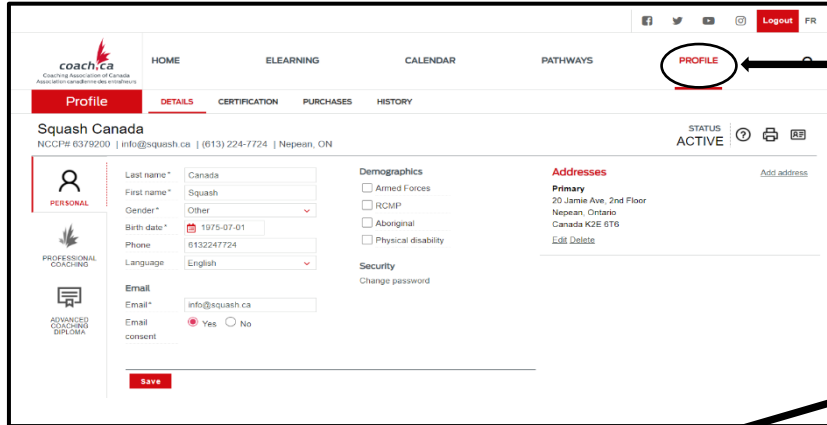


Once you login, you will see the 'Home page summary view'. At the top of the page, you can access five sub-tabs called:

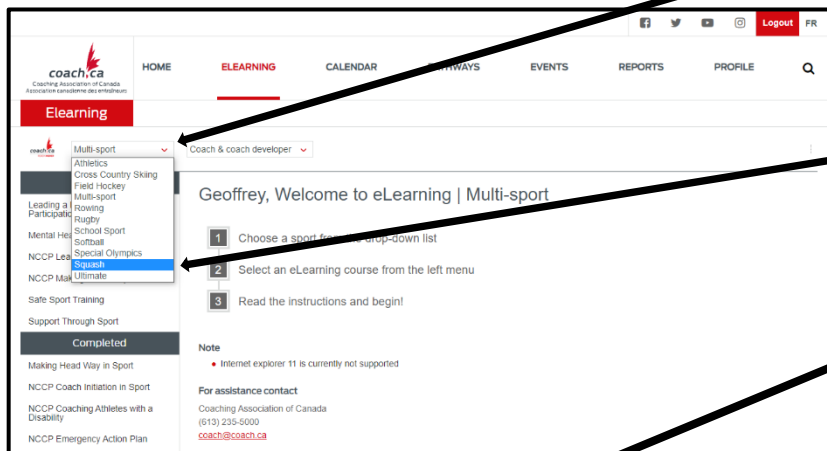
- HOME
- ELEARNING
- CALENDAR
- PATHWAYS
- PROFILE



CAC Locker – How to Access



To access your coach profile, which includes personal information, certification details, purchases and history – click on ‘PROFILE’.

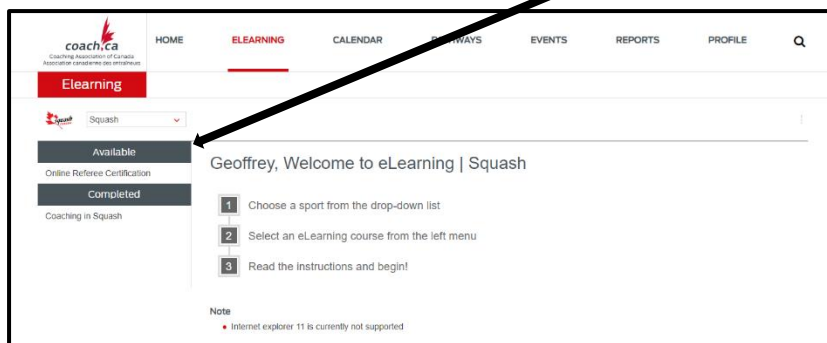


Under the ELEARNING section, by default it displays Multi-sport in the dropdown menu. This is where you can access NCCP eLearning modules.

To access eLearning for Squash Canada – select Squash from the dropdown menu. You will be able to access the following:

- Coaching in Squash
- Online Referee Certification

** Each module costs \$35



Certified Coaches that complete either module will gain 5 PD points towards Maintenance of Certification.

eLearning modules will appear immediately in your Coach Profile once successfully completed.